

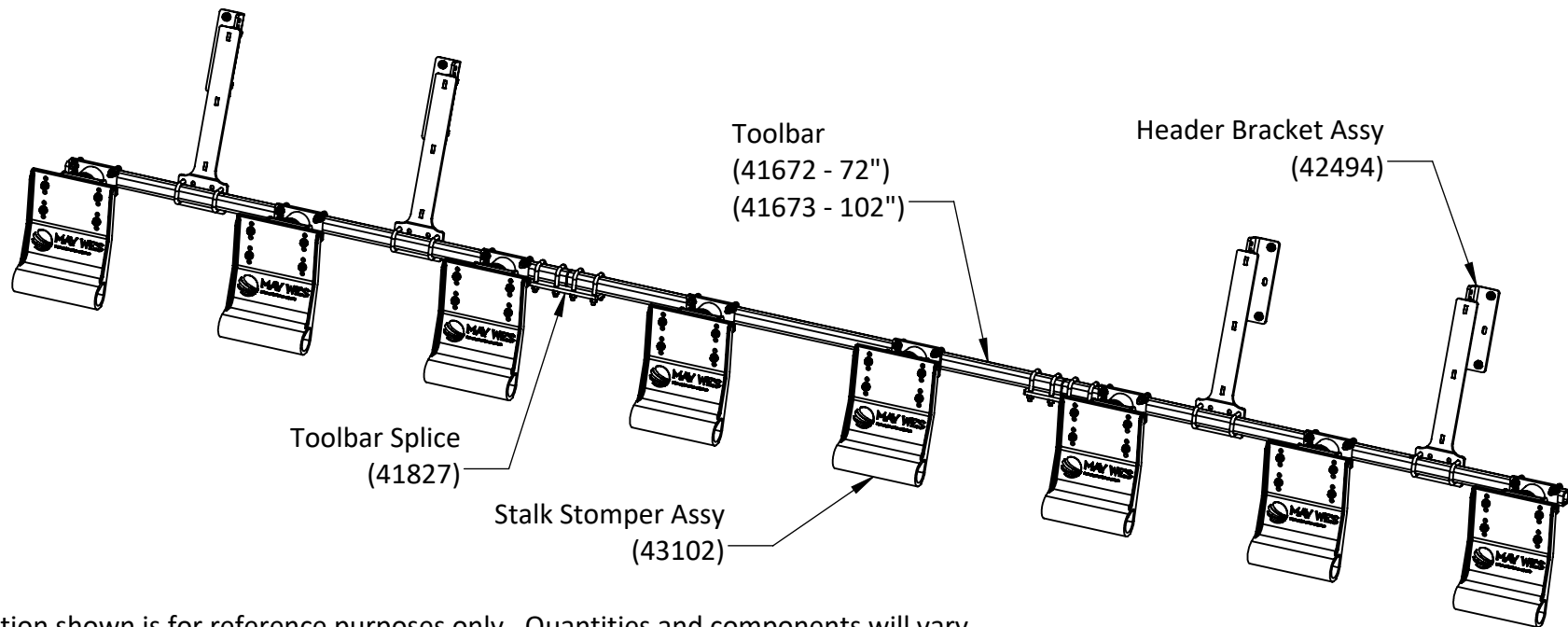
CAPELLO DIAMANT G4 TOOLBAR MOUNT STALK STOMPER

CAUTION

PLEASE REFER TO YOUR EQUIPMENT MANUFACTURER'S OPERATORS MANUAL FOR PERTINENT SAFETY PRECAUTIONS

IMPORTANT

Read all instructions before starting installation



Notes:

- Illustration shown is for reference purposes only. Quantities and components will vary. Please refer to individual component parts listings for specific information.
- Due to variation of implement configurations, row coverage under the feeder house may not be applicable.
- * Toolbar is not included in all kits. If a kit without Toolbar was ordered, the customer is responsible for providing required Toolbar.

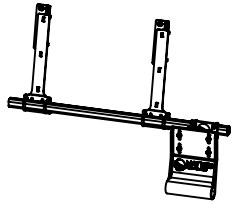


120 Eastgate Drive SE
Hutchinson, MN 55350

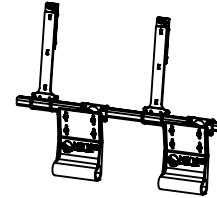
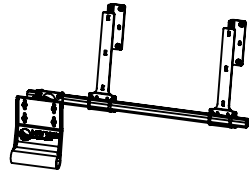
1-800-788-6483
1-320-587-2322
1-320-587-6112 (Fax)

WWW.MAYWES.COM

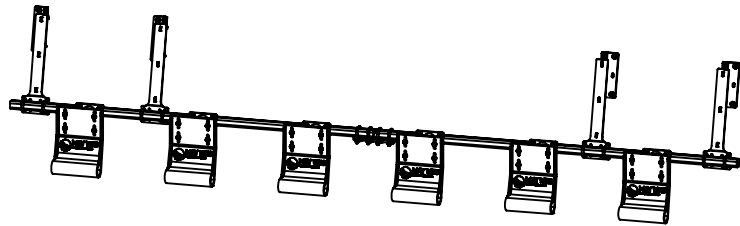
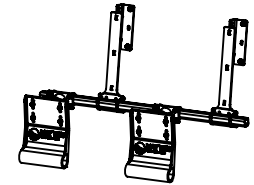
CAPELLO DIAMANT G4 TOOLBAR MOUNT STALK STOMPER



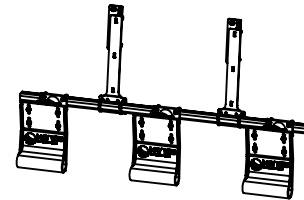
2-Row Layout



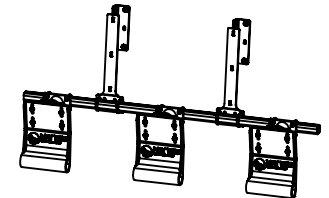
4-Row Layout



6-Row Layout
(6-Row Head)



6-Row Layout
(8-Row Head & Larger)



MAY WES
Original Poly People
A DIVISION OF PRIDE SOLUTIONS

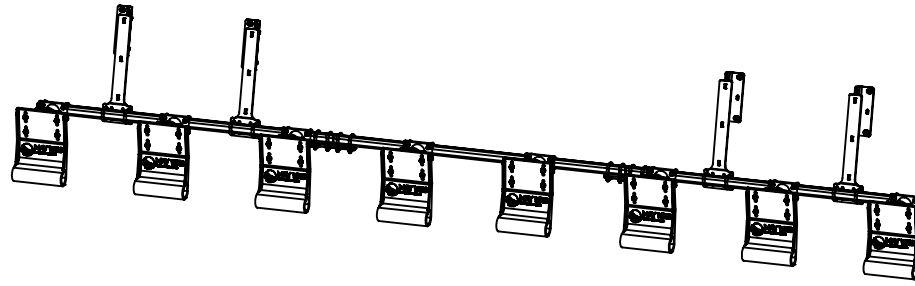
120 Eastgate Drive SE
Hutchinson, MN 55350

1-800-788-6483
1-320-587-2322
1-320-587-6112 (Fax)

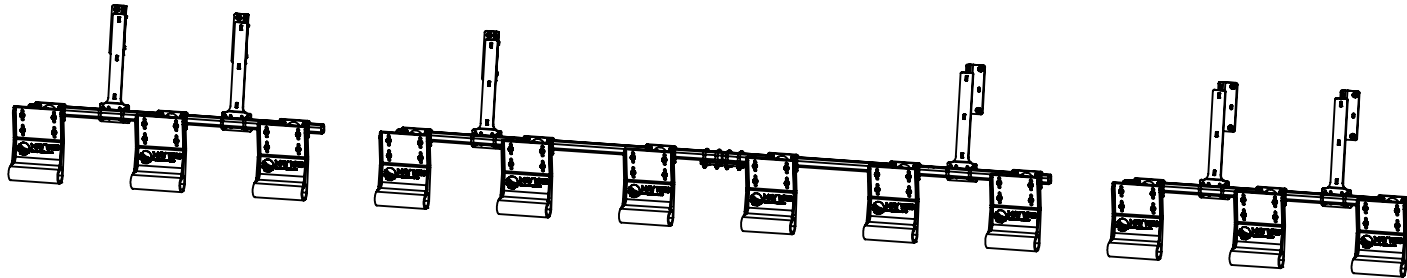
WWW.MAYWES.COM

CAPELLO DIAMANT

G4 TOOLBAR MOUNT STALK STOMPER



8-Row Layout



12-Row Layout



MAY WES
Original Poly People
A DIVISION OF PRIDE SOLUTIONS

120 Eastgate Drive SE
Hutchinson, MN 55350

1-800-788-6483
1-320-587-2322
1-320-587-6112 (Fax)

WWW.MAYWES.COM

CAPELLO DIAMANT G4 TOOLBAR MOUNT STALK STOMPER



Figure 1



Figure 2

Mount Hole Locations

Installation Procedure:

- Park combine on level ground and lock the brakes.
- Raise the head and lock in the upright position.
- Mount the Header Brackets to the vertical frame supports (figure 1) on the rear of the corn head using the M12 Hex Flange bolts supplied (figure 2)
- Install Vertical Brackets onto Header Brackets and secure in place with supplied bolts, washers, and nuts (figure 2)
- Refer to the Toolbar Mount Stalk Stomper Instructions to continue installation.



MAY WES
Original Poly People
A DIVISION OF PRIDE SOLUTIONS

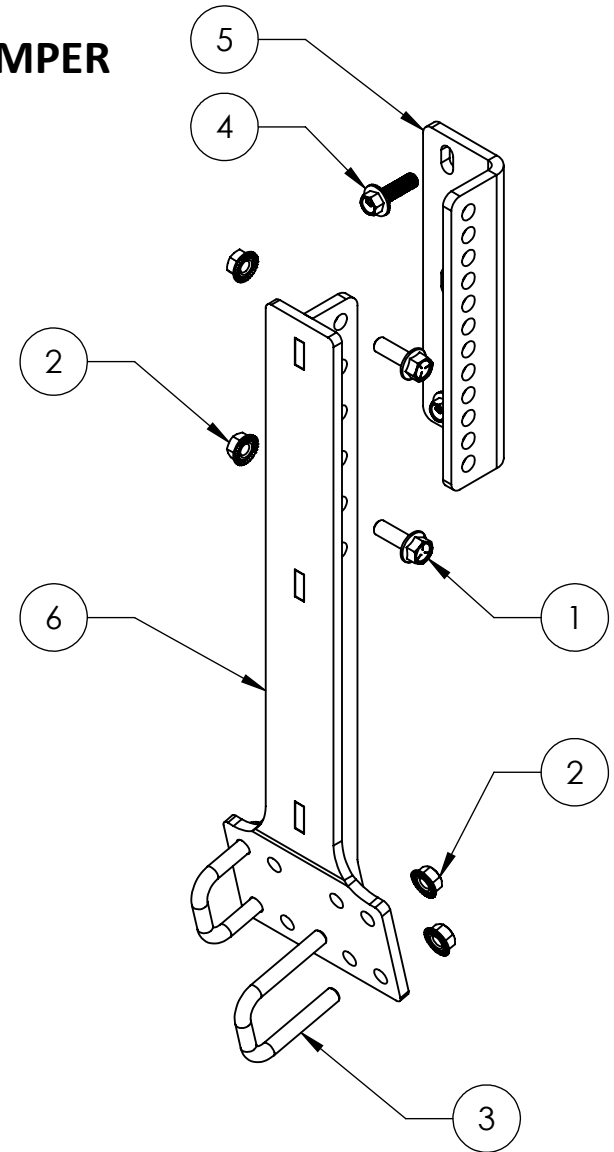
120 Eastgate Drive SE
PO Box 7
Hutchinson, MN 55350

1-800-788-6483
1-320-587-2322
1-320-587-6112 (Fax)

WWW.MAYWES.COM

CAPELLO DIAMANT

G4 TOOLBAR MOUNT STALK STOMPER



6	42739	WLDMT,VERTICAL BRACKET	1
5	22702	MOUNT BRACKET	1
4	01086	BOLT, M12X1.75X40MM 8.8	2
3	00986	U-BOLT 1/2"-13 X 2"	2
2	00730	NUT, 1/2"-13 HEX FLANGE	6
1	00729	BOLT, 1/2"-13 X 1-1/2" HEX FLANGE	2
ITEM NO.	PART NUMBER	DESCRIPTION	QTY.



120 Eastgate Drive SE
PO Box 7
Hutchinson, MN 55350

1-800-788-6483
1-320-587-2322
1-320-587-6112 (Fax)

WWW.MAYWES.COM